

Congratulations on your acceptance to Queens College for Fall 2025!

New Transfer Student Advising Presentation (Self-Guided)

**Please review the contents of this presentation carefully so that you are
prepared for your advising session with an academic advisor.**



- Academic Advising at Queens College – *A Shared Model*
- Overview of your Queens College Bachelor's Degree
- Academic Policies & Procedures
- Resources for Queens College Students
- "Must have" Electronic Accounts
 - CAMS, CUNYfirst", QMail (Office 365) and QC Navigate
- How to Prepare for your advising session

Academic Advising at Queens College

A Shared Model

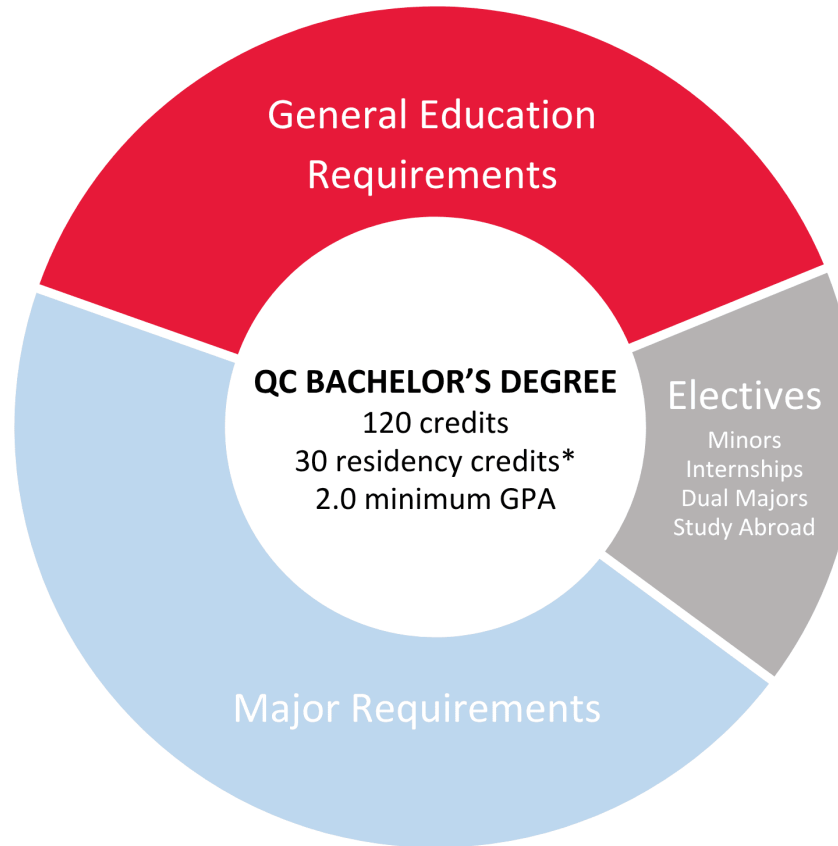
Your Academic Advisor in the Academic Advising Center

- Overview of your Queens College Bachelor's Degree
- Academic Policies & Procedures
- Resources for Queens College Students
- "Must have" Electronic Accounts
 - CAMS, CUNYfirst", QMail (Office 365) and QC Navigate
- How to Prepare for your advising session

Your Faculty Advisor in the Respective Academic Department

- Detailed understanding of the Academic Discipline
- Departmental Policies & Procedures
- Course Content, Requirements, and Expectations
- Career & Academic Discussions
- Undergraduate Research & Graduate Study Goals

Your QC Bachelor's Degree An Overview



***45 credits required for Latin College Honors**

Honors designation for the Latin Honors is as follows:

Summa Cum Laude: 3.900 and up

Magna Cum Laude: 3.75 – 3.899

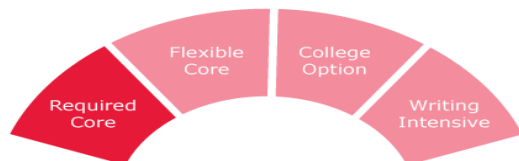
Cum Laude: 3.500 – 3.749

Your QC Bachelor's Degree Residency Requirements

- 120 credit minimum if you are transferring in 90 or fewer credits.
- At least 30 credits must be done in residency at Queens College for transfers with 91 or more transfer credits.
- *Minimum* of one Writing Intensive course in residency.
- Your major {and minor} at Queens might have additional residency requirements. Consult with your faculty advisor.

QC Core Requirements (CUNY Pathways)

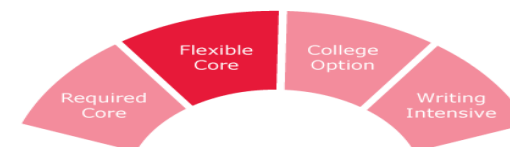
The Required Core



Please note: Students with an AA or AS degree are exempt from the Required Core.

Composition I (EC I)	English 110
Composition II (EC II)	1 Course (English 110 Prerequisite)
Mathematical and Quantitative Reasoning (MQR)	1 Course
Life and Physical Sciences (LPS)	1 Course

The Flexible Core



No more than two courses in any discipline (department) or interdisciplinary field.
Please note: Students with an AA or AS degree are exempt from the Flexible Core.

World Cultures and Global Issues (WCGI)	1 Course
US Experience in its Diversity (USED)	1 Course
Creative Expression (CE)	1 Course
Individual and Society (IS)	1 Course
Scientific World (SW)	1 Course
An Additional Flexible Core Course	1 Course

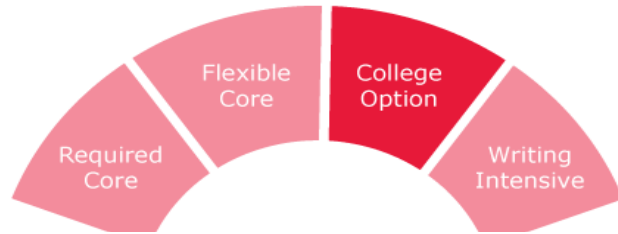
Cannot use Pass/No Credit Grading Option for any courses applying to QC Core Requirements.

Courses can be found:

- Academic Advising [Degree Requirements](#)
- [Pathways - General Education at Queens College](#)

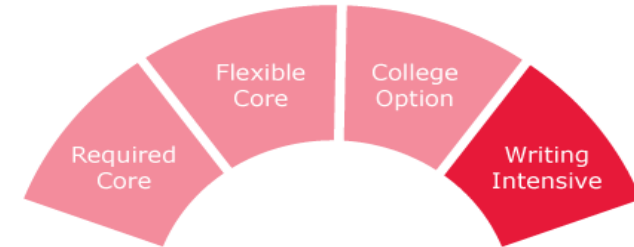
QC Core Requirements (CUNY Pathways)

The College Option



Literature	1 Course (English 110 Prerequisite)
Language	1 Course (Departmental Placement Required)
Science	1 Course
An additional College Option	1 Course (Chosen from LPS, Flexible Core, College Option, or Synthesis Course)

Writing Intensive Requirement



- Students must complete **two Writing-Intensive "W" courses**.
- At least one "W" must be completed ***in residency*** at QC.
- English 110 is a prerequisite for all "W" courses.
- "W" courses can overlap with QC Core requirements or, if available, major and/or minor requirements. Discuss with an advisor.

Cannot use Pass/No Credit Grading Option for any courses applying to QC Core Requirements.

Courses can be found:

- Academic Advising [Degree Requirements](#)
- [Pathways - General Education at Queens College](#)

Already have an AA or AS Degree?

If you have earned an *Associate of Arts Degree* (AA) or *Associate of Science Degree* (AS) from any U.S. institution, you are considered to have met the following requirements:

- Required Core
- Flexible Core
- College Option Science
- Additional College Option

To fulfill your remaining General Education requirements, you only need Literature, Language and one Writing Intensive Unit, which can be fulfilled by taking a Literature course with a “W” following the course number (example: Comparative Literature 101W) OR a “W” course in your major or minor (if available).

Please note that these exemptions do not apply to AAS and AOS degree holders.

The QC Bachelor's Degree

The Major & Electives

The Major

- Majors vary in the number of credits and courses required.
- At Queens College, the total number of credits in a major can range from 31 credits to 79 credits.
- Some majors have entrance requirements and/or an application process.
- Most majors have maintenance and graduation criteria.
- See [Academic Program Maps](#) on Advising Center's website.
- Visit departmental websites for more information.

Electives

- If you transfer in 90 or fewer credits, you must reach at least 120 credits (*minimum 30 credits in residency*).
- **If you transfer in 91 or more credits, you must complete a minimum of 30 credits in residency and will need to exceed 120 credits.**
- If your transfer credits, plus your remaining QC Core and major requirements do not add up to 120 credits (*with 30 credits in residency*) elective credits are needed.
- Consider an internship, minor, or study abroad as options!

Electives
Minors
Internships
Dual Majors
Study Abroad

Cannot use Pass/No Credit Grading Option for any courses applying to the major, but can apply to electives.

Declaring Your Major

When you speak with your academic advisor, you will learn the process for declaring the particular major in which you are interested.

Please note that you must declare your major *by your 60th completed credit*. This is required by CUNY and Financial Aid.

The Fall 2025 deadline is Monday, September 1, 2025.

Students who have completed 60 or more transfer credits who do not declare their majors by the deadline are in jeopardy of losing their NYS TAP award.

Majors with Entrance Criteria

The Queens College programs listed below have entrance criteria, pre-requisites, and/or application requirements. If you are not yet ready to apply, advisors will discuss options with you.

- [Aaron Copland School of Music](#)
- [BFA in Studio Art](#)
- [Business Administration](#) (Corporate Finance, International Business, or Actuarial Studies)
- [Communication Sciences and Disorders](#) (Speech Pathology)
- [Drama, Theatre & Dance](#)
- [Elementary/Childhood Education](#)
- [Neuroscience](#)
- [Nutrition and Dietetics](#)
- [Secondary Education](#)

Get Ready to Register!

Fall registration opens May 1.

You do not have to wait until your Transfer Advising Session to register for classes.

Register now via Schedule Builder and then discuss your choices during your Transfer Advising Session.



Stay on track.

Take 15 credits a semester and you will be on track to graduate in four years. And if you're a full-time, in-state student, you can take 15 or even 18 credits each semester for the same cost as 12 credits.

Ready to register for additional classes? Get started by reviewing your academic plan with an advisor.

Get a Head Start with Summer Session!

New transfers may get a head start with Summer 2025 classes!

Summer Sessions are a great way to make progress toward your degree and stay in compliance with NYS TAP (and other Financial Aid) and the NYS Excelsior Scholarship!

2025 Summer Session Dates

Take up to a maximum of 15 credits

Summer Session 1 – (4 Weeks) | June 2 to June 26

Summer Session 2 – (4 Weeks) | July 7 to July 30

Summer Session 3 – (7 Weeks) | June 30 – August 18

If you wish to take classes during Summer 2025, complete the [Transfer Summer Request Form](#)

- ❖ For session information, please refer to the [Summer Session Program](#).
- ❖ For Summer tuition information, please refer to the [Bursar](#).

Complete Your Transfer File

Submit final transcripts and score reports to the Undergraduate Admissions Office. Visit the website for information on document submission of:

- [Advanced Placement \(AP\)](#)
- [Advanced International Certificate of Education Program \(AICE\)](#)
- [College Level Examination Program \(CLEP\)](#)
- [Defense Language Proficiency Tests \(DLPT\)](#)
- [International Baccalaureate \(IB\)](#)
- [NYS Seal of Biliteracy](#)

For comprehensive information on transferring credits please see the [CUNY – Credit for Prior Learning website.](#)

CUNY College Now credits (but not grades) will automatically be applied to your QC record.

[Undergraduate Admissions Office](#)

Admissions@qc.cuny.edu

Jefferson Hall, Room 105 | 718-997-5600

Decisions That Affect Financial Aid

- Full time credits required each semester (ideally 15 credits per semester, minimum 12 per semester)
- Courses must apply towards your declared major, minor, General Education requirements, or necessary electives as applicable.
- Do not repeat courses taken previously. Discuss with an advisor and check your credit evaluation.
- Last day to add Fall 2025 course(s) for Financial Aid Certification – **Monday, September 1, 2025**
- Major declaration deadline – **Monday, September 1, 2025**
- Maintain acceptable GPA (min. of 2.0) & demonstrate “Satisfactory Academic Progress” (SAP)
- When in doubt, ask an advisor!

*If major requires entrance criteria/an application please consult with a department advisor.

The Excelsior Scholarship, in combination with other student financial aid programs, allows students to attend a CUNY college tuition-free.

▪ Please visit www.hesc.ny.gov/excelsior for eligibility requirements and more information.

APPLY TODAY!!! (See HESC website for details and deadline)


- Once you are registered for courses your tuition bill will be generated. You will receive an email to your QC email account (*Office 365*) informing you of the bill due date, which is based on your initial date of registration.

Please note: Tuition Bills are **not mailed to your home.**

- **View your tuition bill and applied Financial Aid in your Self-Service/Student Service Center page on CUNYfirst.**
- You are held financially and academically responsible once you are registered for classes. **Should your intention change to attend QC, you must drop your classes. Non-payment will not drop your classes.**
- Late fees will be assessed when adding/swapping courses after the semester has begun.

For payment due dates, liability schedule and payment options,
please visit the [Bursar Website](#).

QC Technology: Accounts & Access



All students entering Queens College must claim their **“QC Username”** account through the College’s **“CAMS”** system. This allows for access to campus computers, Wi-Fi on campus, obtaining your college ID card, as well as other college web-based applications.



Register for classes, view and pay your tuition bill, check final grades, sign-up for CUNY Alert, use Blackboard, Degree Works, e-Permit, as well as other services.



Your Queens College Student Email Account, aka Qmail”. This account is used for all official college correspondence.

Note: Same Username and Password at CUNYfirst.



Download the **QC Navigate App**. Schedule an appointment with an advisor, see an up-to-date class schedule and your appointment, connect to resources and MUCH MORE!

[Information Technology – Help Desk](#)

Helpdesk@qc.cuny.edu Dining

Hall, 151 | 718-997-4444

- The next step in the enrollment process is to review and complete the [10 Steps Before Your Transfer Advising Session](#) on the **Transfer Advising webpage**. You will learn about our academic offerings, degree options and campus resources.
- Be prepared for your one-on-one appointment with an academic advisor to create your first semester programming and begin discussion on your academic planning
- *If you have **not** received an Invitation to sign-up, please contact the New Student phone line at 718.997.5573 and leave a message. Someone will return your call promptly.*

We are here to help make your transition to Queens College smooth and successful, and we look forward to meeting you.