



# **National Student Exchange**

**Where do you want  
to study next year?**

# Why NSE?

- Experience life from a different point of view
- Broaden your personal and educational perspectives
- Live in a different geographic region
- Take courses not offered at home
- Become more independent and resourceful
- Explore and appreciate new cultures
- Investigate graduate schools
- Look for future employment
- Make new friends
- Acquire life skills
- Break out of your comfort zone



**Experience life from a  
different point of view!**

# **Exchange Locations**

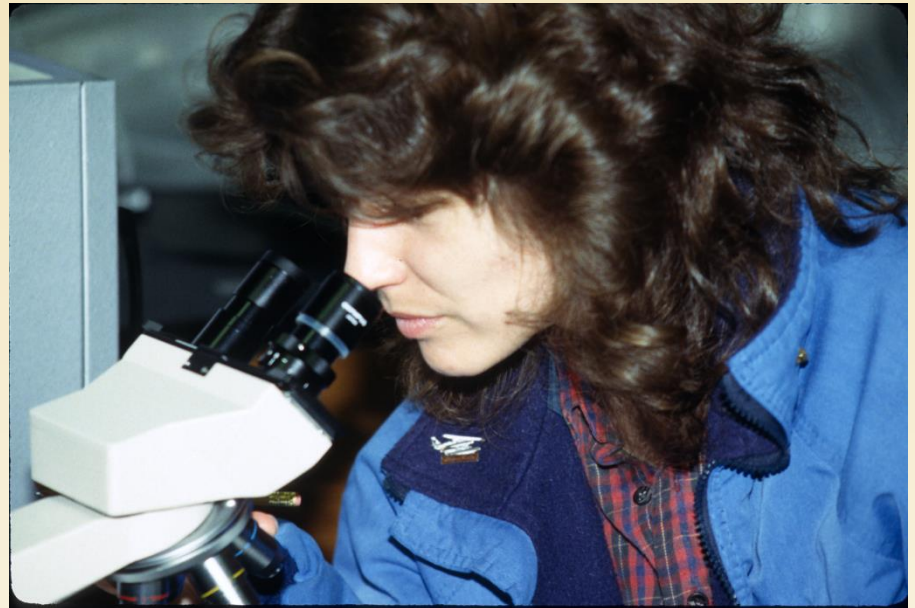
- **United States**
- **Canada**
- **Guam**
- **Puerto Rico**
- **U.S. Virgin Islands**

**Nearly 200 Universities**



**NSE has provided exchange opportunities to more than 100,000 students since it was founded in 1968.**

**Join the 2500 students who will exchange next year!**



**“For me, going abroad  
seemed too far away;  
staying home  
seemed too close;  
NSE was the perfect choice!”**

**Lauren Flaherty  
Sonoma State University  
to the University of Northern Colorado**

# **NSE Options**

- **Study at a campus different than your own**
- **Access internships and service learning options**
- **Access honors courses**
- **Exchange as a resident assistant**
- **Participate in study abroad programs in more than 40 countries**
- **Improve your language skills**

# Diverse Campuses

- Public Liberal Arts Colleges
- French-Speaking Universities
- Spanish-Speaking Universities
- Polytechnic Universities
- Land-Grant Universities
- Sea-Grant Universities
- Sun-Grant Universities
- Historically Black Universities
- Hispanic Serving Universities
- Urban Universities
- Large Universities
- Small Colleges







**Kate Getting  
Humboldt  
State  
University  
to the  
University  
of Alaska  
Southeast**

**“Break out of your comfort zone – and  
experience life from a different point of view.”**

# **Students report that NSE has:**

- **Broadened their academic and personal perspectives**
- **Developed self-confidence**
- **Prepared them for life outside the classroom**
- **Made them greater risk takers**
- **Given them an appreciation for diverse peoples, ideas, and cultures**
- **Introduced them to life-long friends**
- **Enhanced their ability to adapt to new environments and challenges**
- **Given them a competitive edge for graduate school and employment opportunities**

# Exploring Participation



**RESOURCES**

**ELIGIBILITY**

**MONEY MATTERS**

**FINANCIAL AID**

**APPLICATION**

# Resources

## KEY RESOURCES

- NSE Coordinator
- NSE *Directory*
- *Campus Profiles at nse.org, “Students”*
- Campus catalogs at nse.org, “Students”
- Majors Search at nse.org, “Students”

## ALSO

- Talk to your parents.
- Consult your academic advisor.
- Consider your financial resources.
- Talk to your financial aid officer.
- Visit with former NSE students.



# Eligibility

**Requirements Must Be Met at the Time of Application and in the Term Immediately Prior to Your Exchange**

- **Full-time enrollment at your home campus**
- **Cumulative 2.5 GPA (4.0 scale) at your home campus**
- **Be in good standing (academic, financial, social/behavioral)**
- **No incomplete grades**
- **Meet any additional requirements of your home campus**
- **Meet any additional GPA or academic requirements of your host campus**
- **Must not be on probation, parole or have any pending legal judgments**

# **Widen your educational horizons!**



# Money Matters

## PLAN A

### TUITION PAYMENT

You pay the resident (in-state or in-province) tuition and fees to your HOST campus.

## PLAN B

### TUITION PAYMENT

You pay your normal tuition and fees to your HOME campus.

**Some campuses use only one payment plan; many use both.**

- Room and Meals for on-campus housing are always paid to your host campus. (Note – A few NSE members do not have on-campus housing. Living arrangements are on your own.)
- Course-related fees (i.e., laboratory, technology, studio art, photography supplies, internships, student teaching, etc.) are paid to your host campus.
- Transportation and other related costs are your responsibility.

# Financial Aid – U.S. Federal

## PLAN A



- **Use FAFSA codes for your host campus.**  
(also include your home campus code in case exchange plans change).
- **Aid will be awarded by, and disbursed from, your host campus.**

## PLAN B

- **Use FAFSA code only for your home campus.**
  - **Aid will be disbursed by your home campus.**
- 
- **File your FAFSA form by January 31.**
  - **Aid awards may differ in amount, sources and timing for distribution from aid you currently receive.**



# Financial Aid Canadian Exchange



**If you exchange between the United States and Canada, you must apply for financial aid at your home campus regardless of whether you use Plan A or Plan B.**

# **Financial Aid – Other Sources**

- **If you are receiving private, state/provincial or institutionally-based grants, scholarships or fee remission for tuition, housing or meals, check with your home campus financial aid officer to determine use of such aid for exchange under Plan A and Plan B.**
- **NSE host campuses do not award state, provincial or institutionally based scholarships, grants or fee remissions to incoming NSE Students.**

# NSE – Friends for Life



# NSE Application

- Meet with your academic advisor.
- Read the NSE *Directory* – especially pages from “Eligibility” through “During Exchange” – or read HOW IT WORKS when you click on “Students” at [nse.org](http://nse.org).
- Select and prioritize exchange sites.
- Complete your home campus application.
- Interview with your home NSE Coordinator.
- Pay NSE application fee.

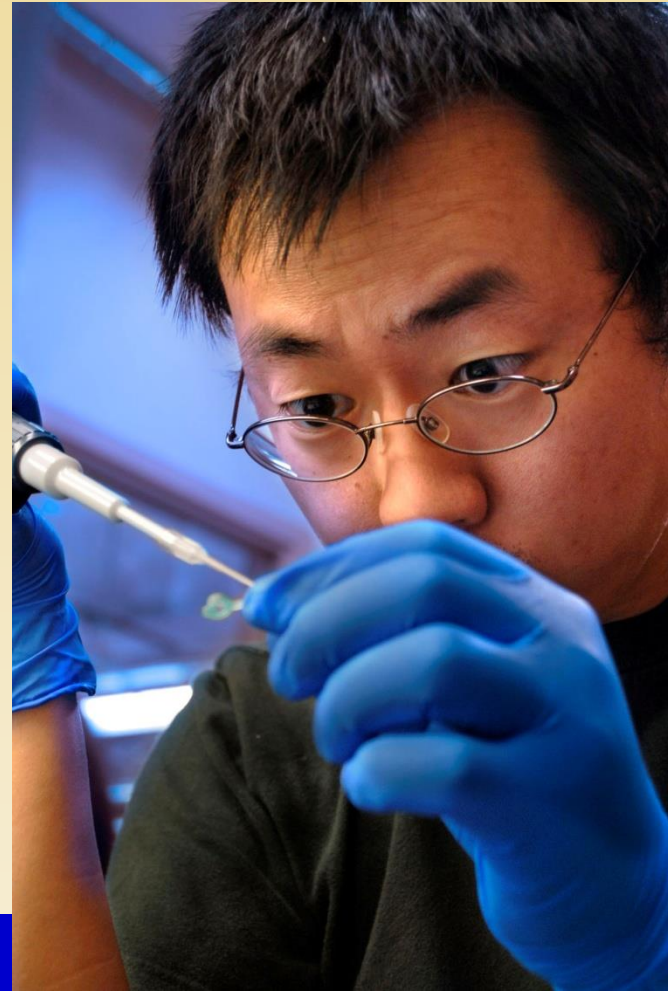


# After Placement

- **Sign the Placement Acceptance Form (PAF).**
- **Secure a written advising agreement on how host campus courses will transfer back to your home campus. DON'T LEAVE HOME WITHOUT IT!**
- **Read, complete, and return enrollment materials to your host campus NSE coordinator in a timely manner.**

**You must maintain all NSE eligibility requirements at the completion of the term prior to participation or your exchange will be cancelled.**

**Eric Hanson  
University of  
Massachusetts  
at Amherst  
to Oregon State  
University**



**“Being on exchange forces you to explore,  
experiment, to change, grow and develop.”**

# During Exchange

- Meet with your host campus coordinator.
- Attend orientation.
- Provide contact information to home and host coordinators as well as family and friends.
- Adhere to home and host university rules and regulations.
- Accept responsibility for your own decisions and actions.
- Maintain all eligibility requirements.
- Pay all bills in a timely manner.

**Enjoy your exchange!**

# After Exchange


- Request that a transcript from your host campus be sent to your home campus.
- Verify that your exchange work has been entered on your home campus permanent record.



**Volunteer to assist your home NSE coordinator in promoting NSE.**



**NSE**  
**will change**  
**your life**  
**and open**  
**doors to new**  
**opportunities.**



# What's Next?

- Click on “Students” at [nse.org](http://nse.org).
- Meet with your NSE coordinator.



**Get ready for an experience  
that will change your life!**

# Where will you study next year?

