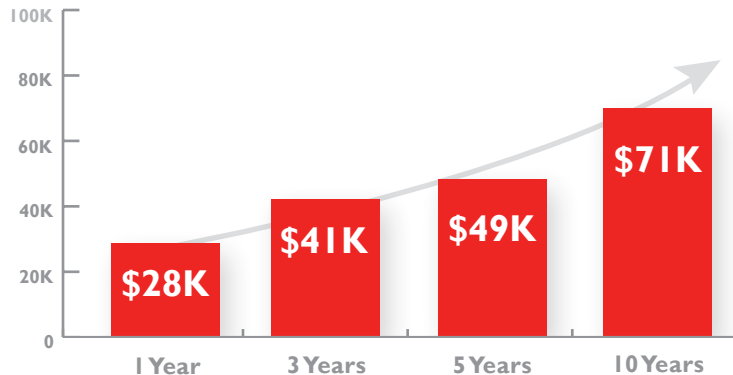


## SALARY

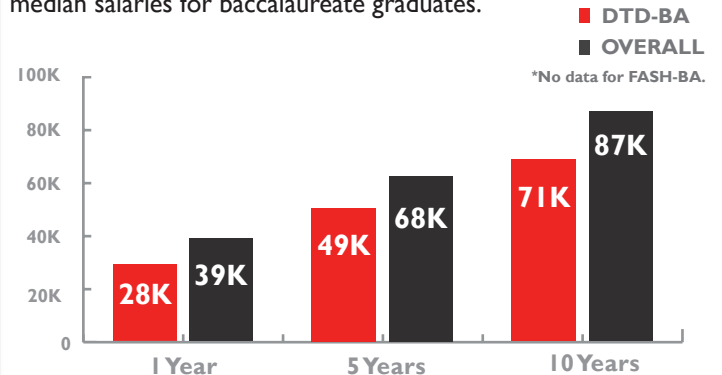
Ten Year Overview of Median Salaries for FT Employed Cohorts of 2002–2021

CUNY Wage Dashboard Data

**DTD–BA** salaries increase by 156% over 10 years.



Below is a comparison of **DTD–BA Salaries vs. Overall BA Salaries**. DTD–BA\* median salaries are 10-19K lower to the overall QC median salaries for baccalaureate graduates.



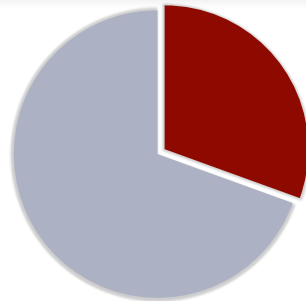
## FURTHER EDUCATION

Overview for Cohorts of 2013–2019

National Student Clearinghouse Data

**Almost a third**

of baccalaureate graduates from the Department of Drama, Theatre, & Dance enroll for further education.



### Colleges Attended

#1

Queens College

#2

Hunter University

#3

Sarah Lawrence College

### Degrees Earned



**Special Education**

23%



**Performing Arts**

18%



**Dance Therapy**

14%



**Dance Education**

9%



**Elementary Education**

9%